



Gray-Daniels Ford Lincoln  
201 Octavia Drive, Brandon, Mississippi, 390422437  
Office: 601-825-2801 Fax: 601-591-2649

## Customer Proposal

---

**Prepared for:**

Brett Jensen  
Midwest Fire Equipment & Repair  
901 Commerce Road  
Luverne, MN 56156  
Office: 507-283-9141  
Email: brett@midwestfire.com

**Prepared by:**

James Cantrell  
Office: 601-573-8538  
Email: jcantrell@graydaniels.com

**Date:** 10/04/2017

**Vehicle:** 2018 F-550 Chassis XL  
4x4 SD Regular Cab 145" WB DRW





## Selected Equipment & Specs

### Dimensions

- \* Exterior length: 230.7"
- \* Exterior width: 80.0"
- \* Wheelbase: 145.0"
- \* Rear track: 74.0"
- \* Min ground clearance: 8.2"
- \* Front headroom: 40.8"
- \* Front shoulder room: 66.7"
- \* Cargo volume: 11.6cu.ft.
- \* Cab to axle: 60.0"
- \* Exterior height: 81.5"
- \* Front track: 74.8"
- \* Turning radius: 21.2'
- \* Front legroom: 43.9"
- \* Front hiproom: 62.5"
- \* Passenger volume: 64.6cu.ft.
- \* Maximum cargo volume: 11.6cu.ft.

### Powertrain

- \* 288hp 6.8L SOHC 30 valve V-10 engine with SMPI federal
- \* Part-time
- \* Fuel Economy Cty: N/A
- \* Recommended fuel : regular unleaded
- \* TorqShift 6 speed automatic transmission with overdrive
- \* Limited slip differential
- \* Fuel Economy Highway: N/A

### Suspension/Handling

- \* Front Mono-beam non-independent suspension with anti-roll bar, HD shocks
- \* Firm ride Suspension
- \* Front and rear 19.5 x 6 argent steel wheels
- \* Dual rear wheels
- \* Rear DANA 130 rigid axle leaf spring suspension with anti-roll bar, HD shocks
- \* Hydraulic power-assist re-circulating ball Steering
- \* LT225/70SR19.5 GBSW AS front and rear tires

### Body Exterior

- \* 2 doors
- \* Black door mirrors
- \* Trailer harness
- \* Front and rear 19.5 x 6 wheels
- \* Driver and passenger folding door mirrors
- \* Black bumpers
- \* Clearcoat paint

### Convenience

- \* Manual air conditioning with air filter
- \* Manual front windows
- \* Manual tilt steering wheel
- \* Day-night rearview mirror
- \* Front cupholders
- \* Cruise control with steering wheel controls
- \* Manual door locks
- \* Manual telescopic steering wheel
- \* 1 1st row LCD monitor
- \* Passenger visor mirror

### Seats and Trim

- \* Seating capacity of 3
- \* 4-way driver seat adjustment
- \* 4-way passenger seat adjustment
- \* Front 40-20-40 split-bench seat
- \* Manual driver lumbar support
- \* Centre front armrest with storage

### Entertainment Features

- \* AM/FM stereo radio
- \* Fixed antenna
- \* 4 speakers

### Lighting, Visibility and Instrumentation

- \* Halogen aero-composite headlights
- \* Fully automatic headlights
- \* Delay-off headlights
- \* Variable intermittent front windshield wipers

Prices and content availability as shown are subject to change and should be treated as estimates only. Actual base vehicle, package and option pricing may vary from this estimate because of special local pricing, availability or pricing adjustments not reflected in the dealer's computer system. See salesperson for the most current information. | Prices and content availability as shown are subject to change and should be treated as estimates only. Actual base vehicle, package and option pricing may vary from this estimate because of special local pricing, availability or pricing adjustments not reflected in the dealer's computer system. See salesperson for the most current information.



## Selected Equipment & Specs (cont'd)

- \* Light tinted windows
- \* Tachometer
- \* Outside temperature display
- \* Trip odometer
- \* Front reading lights
- \* Oil pressure gauge
- \* Trip computer

### Safety and Security

- \* 4-wheel ABS brakes
- \* 4-wheel disc brakes
- \* Dual front impact airbag supplemental restraint system with passenger cancel
- \* Safety Canopy System curtain 1st row overhead airbag supplemental restraint system
- \* Manually adjustable front head restraints
- \* Brake assist
- \* Driveline traction control
- \* Dual seat mounted side impact airbag supplemental restraint system
- \* Manual door locks

### Dimensions

#### General Weights

Curb .....	7048 lbs.	GVWR .....	19000 lbs.
Front GAWR .....	7500 lbs.	Rear GAWR .....	13660 lbs.
Payload .....	11960 lbs.	Front curb weight .....	3931 lbs.
Rear curb weight .....	3117 lbs.	Front axle capacity .....	7500 lbs.
Rear axle capacity .....	14706 lbs.	Front spring rating .....	7500 lbs.
Rear spring rating .....	15000 lbs.	Front tire/wheel capacity .....	7500 lbs.
Rear tire/wheel capacity .....	15000 lbs.		

#### Trailer Type

Harness .....	Yes	Trailer sway control .....	Yes
---------------	-----	----------------------------	-----

#### General Trailering

5th-wheel towing capacity .....	20200 lbs.	Towing capacity .....	18500 lbs.
GCWR .....	28000 lbs.		

#### Fuel Tank type

Capacity .....	40 gal.
----------------	---------

#### Off Road

Min ground clearance .....	8 "
----------------------------	-----

#### Interior cargo

Cargo volume .....	11.6 cu.ft.	Maximum cargo volume .....	11.6 cu.ft.
--------------------	-------------	----------------------------	-------------

#### Rear Frame

Height loaded .....	29 "	Height unloaded .....	35 "
---------------------	------	-----------------------	------

### Powertrain

#### Engine Type

Block material .....	Iron	Cylinders .....	V-10
Head material .....	Aluminum	Ignition .....	Electronic
Injection .....	Sequential MPI	Liters .....	6.8L
Orientation .....	Longitudinal	Recommended fuel .....	Regular unleaded
Valves per cylinder .....	3	Valvetrain .....	SOHC

#### Engine Spec

Bore .....	3.55"	Compression ratio .....	9.2:1
Displacement .....	415 cu.in.	Stroke .....	4.16"

Prices and content availability as shown are subject to change and should be treated as estimates only. Actual base vehicle, package and option pricing may vary from this estimate because of special local pricing, availability or pricing adjustments not reflected in the dealer's computer system. See salesperson for the most current information. | Prices and content availability as shown are subject to change and should be treated as estimates only. Actual base vehicle, package and option pricing may vary from this estimate because of special local pricing, availability or pricing adjustments not reflected in the dealer's computer system. See salesperson for the most current information.



## Selected Equipment & Specs (cont'd)

### Engine Power

Output ..... 288 HP @ 4,000 RPM      Torque ..... 424 ft.-lb @ 3,000 RPM

### Alternator

Type ..... HD      Amps ..... 240

### Battery

Amp hours ..... 78      Cold cranking amps ..... 750  
 Run down protection ..... Yes      Type ..... HD

### Engine Extras

Block heater ..... Yes

### Transmission

Electronic control ..... Yes      Lock-up ..... Yes  
 Overdrive ..... Yes      Speed ..... 6  
 Type ..... Automatic

### Transmission Gear Ratios

1st	3.974	2nd	2.318
3rd	1.516	4th	1.149
5th	0.858	6th	0.674
Reverse Gear ratios	3.128		

### Transmission Torque Converter

Stall ratio ..... 1.90

### Transmission Extras

Driver selectable mode ..... Yes      Sequential shift control ..... SelectShift  
 Oil cooler ..... Regular duty

### Drive Type

4wd type ..... Part-time      Type ..... Four-wheel

### Drive Feature

Limited slip differential ..... Mechanical      Traction control ..... Driveline  
 Locking hub control ..... Manual      Transfer case shift ..... Manual

### Drive Axle

Ratio ..... 4.88

### Exhaust

Material ..... Stainless steel      System type ..... Single

### Emissions

CARB ..... Federal      EPA ..... Tier 2 Bin 8

### Fuel Economy

Fuel type ..... Gasoline

## Driveability

### Brakes

ABS ..... 4-wheel      ABS channels ..... 3  
 Type ..... 4-wheel disc      Vented discs ..... Front and rear

Prices and content availability as shown are subject to change and should be treated as estimates only. Actual base vehicle, package and option pricing may vary from this estimate because of special local pricing, availability or pricing adjustments not reflected in the dealer's computer system. See salesperson for the most current information. | Prices and content availability as shown are subject to change and should be treated as estimates only. Actual base vehicle, package and option pricing may vary from this estimate because of special local pricing, availability or pricing adjustments not reflected in the dealer's computer system. See salesperson for the most current information.



## Selected Equipment & Specs (cont'd)

### Brake Assistance

Brake assist ..... Yes

### Suspension Control

Ride ..... Firm

### Front Suspension

Independence ..... Mono-beam non-independent      Anti-roll bar ..... Regular

### Front Spring

Type ..... Coil      Grade ..... HD

### Front Shocks

Type ..... HD

### Rear Suspension

Independence ..... DANA 130 rigid axle      Type ..... Leaf  
 Anti-roll bar ..... Regular

### Rear Spring

Type ..... Leaf      Grade ..... HD

### Rear Shocks

Type ..... HD

### Steering

Activation ..... Hydraulic power-assist      Type ..... Re-circulating ball

### Steering Specs

# of wheels ..... 2

## Exterior

### Front Wheels

Diameter ..... 19.5"      Width ..... 6.00"

### Rear Wheels

Diameter ..... 19.5"      Width ..... 6.00"  
 Dual ..... Yes

### Front and Rear Wheels

Appearance ..... Argent      Material ..... Steel

### Front Tires

Aspect ..... 70      Diameter ..... 19.5"  
 Sidewalls ..... BSW      Speed ..... S  
 Tread ..... AS      Type ..... LT  
 Width ..... 225mm      LT load rating ..... G  
 RPM ..... 647

### Rear Tires

Aspect ..... 70      Diameter ..... 19.5"  
 Sidewalls ..... BSW      Speed ..... S  
 Tread ..... AS      Type ..... LT  
 Width ..... 225mm      LT load rating ..... G  
 RPM ..... 647

Prices and content availability as shown are subject to change and should be treated as estimates only. Actual base vehicle, package and option pricing may vary from this estimate because of special local pricing, availability or pricing adjustments not reflected in the dealer's computer system. See salesperson for the most current information. | Prices and content availability as shown are subject to change and should be treated as estimates only. Actual base vehicle, package and option pricing may vary from this estimate because of special local pricing, availability or pricing adjustments not reflected in the dealer's computer system. See salesperson for the most current information.



## Selected Equipment & Specs (cont'd)

### Wheels

Front track .....	74.8"	Rear track .....	74.0"
Turning radius .....	21.2'	Wheelbase .....	145.0"

### Body Features

Front license plate bracket .....	Yes	Front splash guards .....	Yes
Body material .....	Aluminum	Side impact beams .....	Yes

### Body Doors

Door count .....	2
------------------	---

### Exterior Dimensions

Length .....	230.7"	Body width .....	80.0"
Body height .....	81.5"	Cab to axle .....	60.0"
Axle to end of frame .....	47.2"	Frame section modulus .....	17.2cu.in.
Frame yield strength (psi) .....	50000.0	Frame rail width .....	34.2"
Front bumper to Front axle .....	38.3"	Cab to end of frame .....	107.2"
Front bumper to back of cab .....	123.7"		

## Safety

### Airbags

Driver front-impact .....	Yes	Driver side-impact .....	Seat mounted
Overhead .....	Safety Canopy System curtain 1st row	Passenger front-impact .....	Cancellable
Passenger side-impact .....	Seat mounted		

### Seatbelt

Height adjustable .....	Front
-------------------------	-------

## Seating

### Passenger Capacity

Capacity .....	3
----------------	---

### Front Seats

Split .....	40-20-40	Type .....	Split-bench
-------------	----------	------------	-------------

### Driver Seat

Fore/aft .....	Manual	Reclining .....	Manual
Way direction control .....	4	Lumbar support .....	Manual

### Passenger seat

Fore/aft .....	Manual	Reclining .....	Manual
Way direction control .....	4		

### Front Head Restraint

Control .....	Manual	Type .....	Adjustable
---------------	--------	------------	------------

### Front Armrest

Centre .....	Yes	Storage .....	Yes
--------------	-----	---------------	-----

### Front Seat Trim

Material .....	Vinyl	Back material .....	Vinyl
----------------	-------	---------------------	-------

## Convenience

Prices and content availability as shown are subject to change and should be treated as estimates only. Actual base vehicle, package and option pricing may vary from this estimate because of special local pricing, availability or pricing adjustments not reflected in the dealer's computer system. See salesperson for the most current information. | Prices and content availability as shown are subject to change and should be treated as estimates only. Actual base vehicle, package and option pricing may vary from this estimate because of special local pricing, availability or pricing adjustments not reflected in the dealer's computer system. See salesperson for the most current information.



## Selected Equipment & Specs (cont'd)

### AC And Heat Type

Air conditioning ..... Manual      Air filter ..... Yes

### Audio System

Radio ..... AM/FM stereo      Radio grade ..... Regular  
 Seek-scan ..... Yes

### Audio Speakers

Speaker type ..... Regular      Speakers ..... 4

### Audio Antenna

Type ..... Fixed

### LCD Monitors

1st row ..... 1      Primary monitor size (inches) ..... 2.3

### Cruise Control

Cruise control ..... With steering wheel controls

### Convenience Features

12V DC power outlet ..... 2

### Door Lock Activation

Type ..... Manual

### Instrumentation Type

Display ..... Analog

### Instrumentation Gauges

Tachometer ..... Yes      Oil pressure ..... Yes  
 Engine temperature ..... Yes      Transmission fluid temp ..... Yes  
 Engine hour meter ..... Yes

### Instrumentation Warnings

Oil pressure ..... Yes      Engine temperature ..... Yes  
 Battery ..... Yes      Lights on ..... Yes  
 Key ..... Yes      Low fuel ..... Yes  
 Door ajar ..... Yes      Service interval ..... Yes  
 Brake fluid ..... Yes

### Instrumentation Displays

Clock ..... In-radio display      Exterior temp ..... Yes  
 Systems monitor ..... Yes

### Instrumentation Feature

Trip computer ..... Yes      Trip odometer ..... Yes

### Steering Wheel Type

Material ..... Urethane      Tilting ..... Manual  
 Telescoping ..... Manual

### Front Side Windows

Window 1st row activation ..... Manual

### Window Features

Tinted ..... Light

Prices and content availability as shown are subject to change and should be treated as estimates only. Actual base vehicle, package and option pricing may vary from this estimate because of special local pricing, availability or pricing adjustments not reflected in the dealer's computer system. See salesperson for the most current information. | Prices and content availability as shown are subject to change and should be treated as estimates only. Actual base vehicle, package and option pricing may vary from this estimate because of special local pricing, availability or pricing adjustments not reflected in the dealer's computer system. See salesperson for the most current information.





## Selected Equipment & Specs (cont'd)

### Front Windshield

Wiper ..... Variable intermittent

### Rear Windshield

Window ..... Fixed

## Interior

### Passenger Visor

Mirror ..... Yes

### Rear View Mirror

Day-night ..... Yes

### Headliner

Coverage ..... Full      Material ..... Cloth

### Floor Trim

Coverage ..... Full      Covering ..... Vinyl/rubber

### Trim Feature

Gear shift knob ..... Urethane      Interior accents ..... Chrome

### Lighting

Dome light type ..... Fade      Front reading ..... Yes  
 Variable IP lighting ..... Yes

### Storage

Front Beverage holder(s) ..... Yes      Glove box ..... Locking  
 Illuminated ..... Yes      Instrument panel ..... Bin  
 Dashboard ..... Covered

### Legroom

Front ..... 43.9"

### Headroom

Front ..... 40.8"

### Hip Room

Front ..... 62.5"

### Shoulder Room

Front ..... 66.7"

### Interior Volume

Passenger volume ..... 64.6 cu.ft.

Prices and content availability as shown are subject to change and should be treated as estimates only. Actual base vehicle, package and option pricing may vary from this estimate because of special local pricing, availability or pricing adjustments not reflected in the dealer's computer system. See salesperson for the most current information. | Prices and content availability as shown are subject to change and should be treated as estimates only. Actual base vehicle, package and option pricing may vary from this estimate because of special local pricing, availability or pricing adjustments not reflected in the dealer's computer system. See salesperson for the most current information.





## Selected Options

### Description

Base Vehicle Price (F5H)

Order Code 660A

*Includes:*

- Engine: 6.8L 3-Valve SOHC EFI NA V10
- Transmission: TorqShift 6-Speed Automatic (6R140)  
Includes SelectShift.
- Tires: 225/70R19.5G BSW AS
- Wheels: 19.5" Argent Painted Steel  
Includes manual locking hubs.
- HD Vinyl 40/20/40 Split Bench Seat  
Includes center armrest, cupholder, storage and driver's side manual lumbar.
- Radio: AM/FM Stereo  
Includes 4 speakers.

Engine: 6.8L 3-Valve SOHC EFI NA V10

Transmission: TorqShift 6-Speed Automatic (6R140)

*Includes SelectShift.*

Limited Slip w/4.88 Axle Ratio

GVWR: 19,000 lbs Payload Upgrade Package

*Includes upgraded frame and upgraded rear-axle. NOTE: See Order Guide Supplemental Reference for further details on GVWR and payload ranges.*

Tires: 225/70R19.5G BSW AS

Wheels: 19.5" Argent Painted Steel

*Includes manual locking hubs.*

HD Vinyl 40/20/40 Split Bench Seat

*Includes center armrest, cupholder, storage and driver's side manual lumbar.*

Monotone Paint Application

145" Wheelbase

Extra Heavy-Duty Front End Suspension - 7,500 GAWR

*Includes upgraded front axle and max 7,500 lbs. Front Springs/GAWR rating for configuration selected. Incomplete vehicle package - requires further manufacture and certification by a final stage manufacturer.*

Engine Block Heater

Radio: AM/FM Stereo

*Includes 4 speakers.*

Steering Wheel-Mounted Cruise Control (LPO)

REQUIRES valid FIN code.

Fleet Advertising Credit

50-State Emissions System

Medium Earth Gray

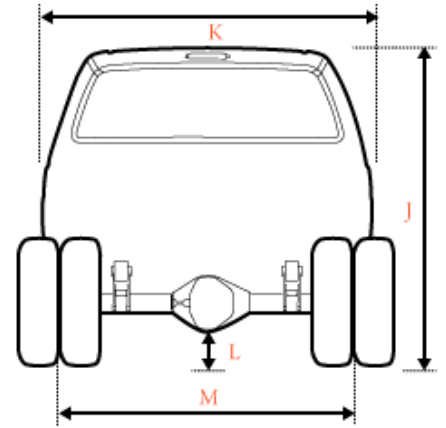
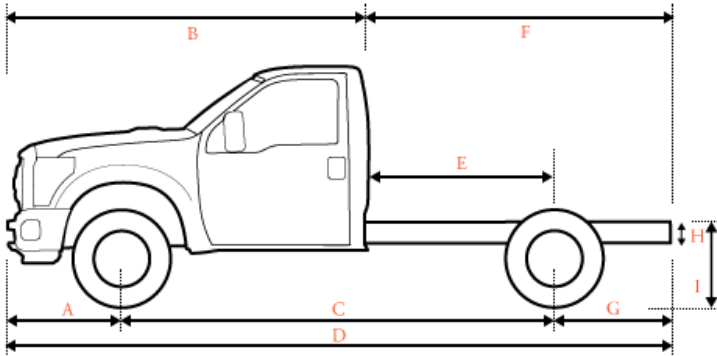
Race Red

Prices and content availability as shown are subject to change and should be treated as estimates only. Actual base vehicle, package and option pricing may vary from this estimate because of special local pricing, availability or pricing adjustments not reflected in the dealer's computer system. See salesperson for the most current information. | Prices and content availability as shown are subject to change and should be treated as estimates only. Actual base vehicle, package and option pricing may vary from this estimate because of special local pricing, availability or pricing adjustments not reflected in the dealer's computer system. See salesperson for the most current information.



## Performance

Performance predictions in this report represent an estimate of vehicle performance based on standard operating conditions. Variations in customer equipment, load configuration, ambient conditions, and/or operator driving techniques can cause significant variations in vehicle performance. These values are not representative of results that may be shown in actual dynamometer tests. This report should therefore be used as a guide for comparative vehicle performance.



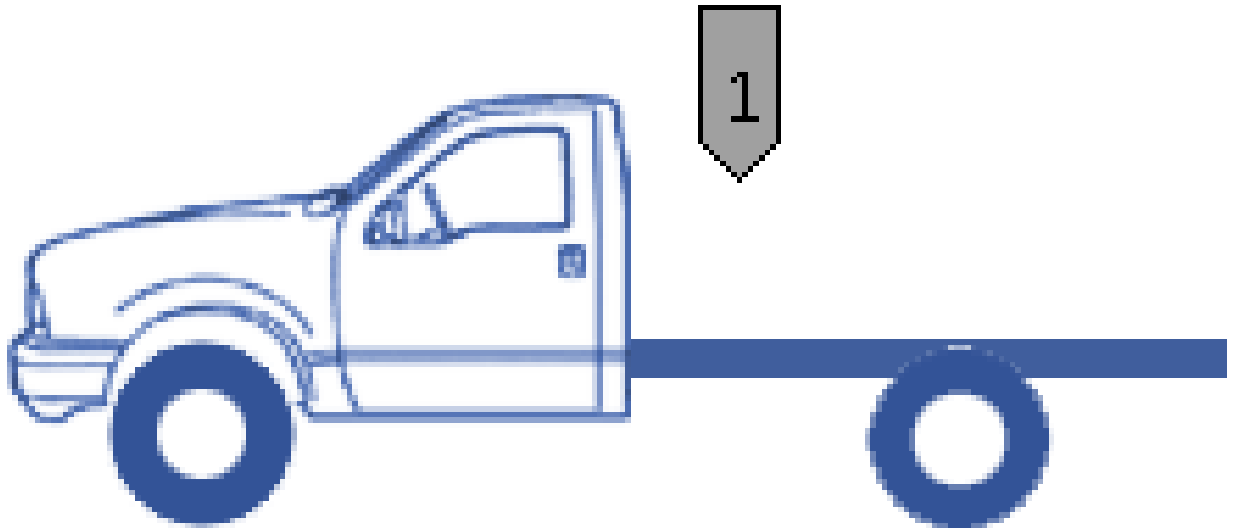
## Dimensions

A	Front of Bumper to Front Axle	38.30 in.
B	Front Bumper to Back of Cab (BBC)	123.70 in.
C	Wheelbase (WB)	145.00 in.
D	Overall Length (OAL)	230.70 in.
E	Back of Cab to Rear Axle (CA)	60.00 in.
F	Back of Cab to End of Frame	107.20 in.
G	Rear Axle to End of Frame (AF)	47.20 in.
H	Frame Section Height	N/A
I	Rear Frame Height Unloaded	35.10 in.
I	Rear Frame Height Loaded	28.60 in.
J	Cab Height	81.50 in.
K	Body Width	80.00 in.
L	Maximum Ground Clearance	N/A
L	Minimum Ground Clearance	8.20 in.
M	Front Tread	74.80 in.
M	Rear Tread	74.00 in.

Prices and content availability as shown are subject to change and should be treated as estimates only. Actual base vehicle, package and option pricing may vary from this estimate because of special local pricing, availability or pricing adjustments not reflected in the dealer's computer system. See salesperson for the most current information. | Prices and content availability as shown are subject to change and should be treated as estimates only. Actual base vehicle, package and option pricing may vary from this estimate because of special local pricing, availability or pricing adjustments not reflected in the dealer's computer system. See salesperson for the most current information.



## Performance (cont'd)



### Weight

GVW	Front Axle	Rear Axle	Totals
Chassis .....	3,931 lbs	3,117 lbs	7,048 lbs
Body .....	0 lbs	0 lbs	0 lbs
Occupants Weight .....	300 lbs	150 lbs	450 lbs
1 Max Payload - (Max Payload) .....	3,269 lbs	8,233 lbs	11,502 lbs
<b>TOTAL</b> .....	<b>7,500 lbs</b>	<b>11,500 lbs</b>	<b>19,000 lbs</b>

Ratings	Front Axle	Rear Axle	GVWR
<b>GAWR</b> .....	<b>7,500 lbs</b>	<b>13,660 lbs</b>	<b>19,000 lbs</b>
Wheels/Tires .....	7,500 lbs	15,000 lbs	
Suspension .....	7,500 lbs	15,000 lbs	
Axle .....	7,500 lbs	14,706 lbs	
Legal Axle Limit .....	0 lbs	0 lbs	

Prices and content availability as shown are subject to change and should be treated as estimates only. Actual base vehicle, package and option pricing may vary from this estimate because of special local pricing, availability or pricing adjustments not reflected in the dealer's computer system. See salesperson for the most current information. | Prices and content availability as shown are subject to change and should be treated as estimates only. Actual base vehicle, package and option pricing may vary from this estimate because of special local pricing, availability or pricing adjustments not reflected in the dealer's computer system. See salesperson for the most current information.



## Performance (cont'd)

### Start, Grade and Speed

Start	Ratio	Desired	Calculated
Start grade capability in 1st gear	3.97	15.00 %	24.86 %
Start grade capability in reverse	3.13	15.00 %	19.57 %
Grade	Ratio	Desired	Calculated
Maximum grade in 4th gear	1.15	3.00 %	7.57 %
Maximum grade in 5th gear	0.86	3.00 %	5.65 %
Maximum grade in 6th gear	0.67	3.00 %	4.44 %
Speed		Desired	Calculated
Top Speed (level grade)		75 mph	85 mph
<i>To meet your requirement you need a maximum axle ratio of 8.81</i>			
Top Speed on 3.0% grade		55 mph	
<i>To meet your requirement you need a maximum of 120 hp</i>			
Cruise Speed		60 mph	73 mph
Engine RPM at desired cruise speed			2,128 rpm

### Variables in Use

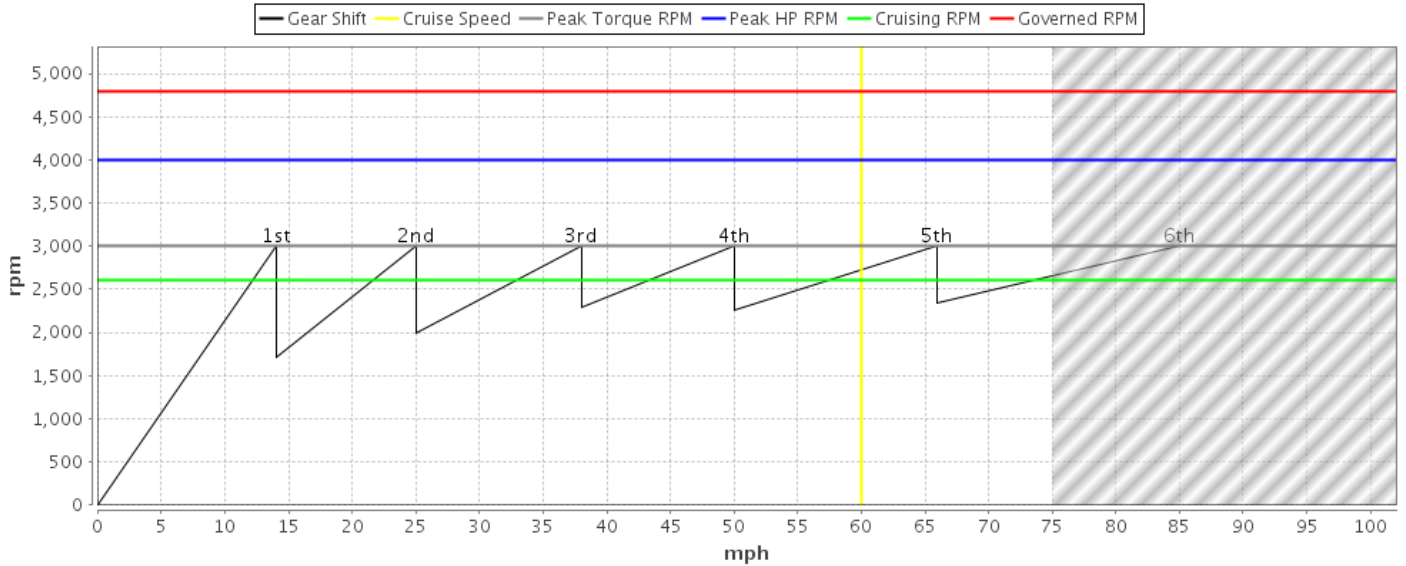
Rear axle ratio:	4.88/4.88	Peak Torque RPM:	3,000 rpm
Tire size:	225/70R19.5 (647 rev/mile)	Frontal Area:	40.28 Sq.Ft.
Gross Vehicle Weight (GVW):	19,000 lbs	Cruising RPM:	2,600 rpm
Clutch engagement torque:	212 ft.lbs.	Worst road surface:	Typical Highway
Torque conversion ratio:	1.90	Final Drive Ratio:	0.67
Peak engine torque:	424 ft.lbs.	Drag Coefficient:	0.80
Engine Power:	288 hp @ 4,000 rpm		

Prices and content availability as shown are subject to change and should be treated as estimates only. Actual base vehicle, package and option pricing may vary from this estimate because of special local pricing, availability or pricing adjustments not reflected in the dealer's computer system. See salesperson for the most current information. | Prices and content availability as shown are subject to change and should be treated as estimates only. Actual base vehicle, package and option pricing may vary from this estimate because of special local pricing, availability or pricing adjustments not reflected in the dealer's computer system. See salesperson for the most current information.



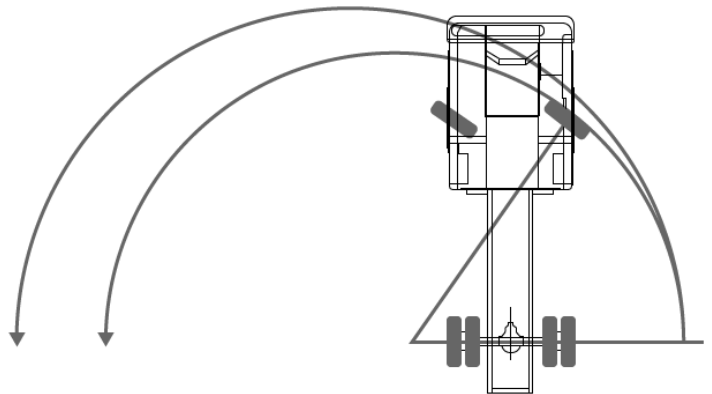
## Performance (cont'd)

### Shift Chart



### Turning Radius

Turning Radius ..... 21.25 ft



Prices and content availability as shown are subject to change and should be treated as estimates only. Actual base vehicle, package and option pricing may vary from this estimate because of special local pricing, availability or pricing adjustments not reflected in the dealer's computer system. See salesperson for the most current information. | Prices and content availability as shown are subject to change and should be treated as estimates only. Actual base vehicle, package and option pricing may vary from this estimate because of special local pricing, availability or pricing adjustments not reflected in the dealer's computer system. See salesperson for the most current information.